



City of Dallas

Violent Crime Reduction Plan Update

**Public Safety Committee
May 13, 2024**

Jason Scoggins, Major of Police
Violent Crime Planning Unit
Dallas Police Department

Kevin Oden, Director
Integrated Public Safety Solutions
City of Dallas

SUMMARY OF APRIL



- Overall Violent Crime is down by -18.18%
- A huge contributing factor is due to Aggravated Assaults year-to-date has been decreased by -21.12%
- Homicides have been decreased by -26.6%
- We launched our Period 15 Grids on April 2nd
- Focused Deterrence:
 - We are in the process of hiring for 2 of our positions.
 - Continuous Work on Partnerships and Grants



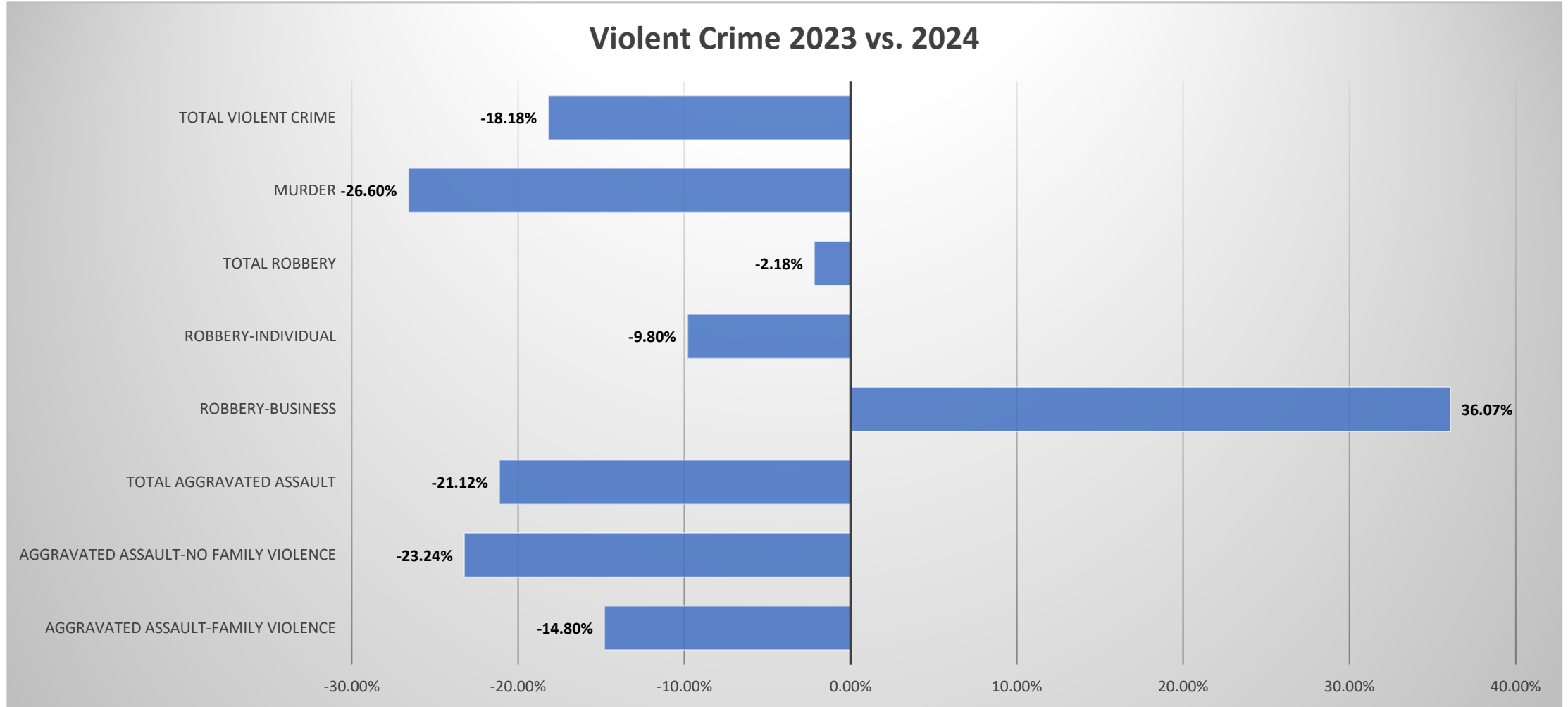
PRESENTATION OVERVIEW



- Crime Plan Impact Results on Violent Crime
- Grid Crime by the Numbers (Incidents)
- Crime Trends
- Murder, Robbery, Aggravated Assault
- Crime Plan Operations Updates
- Integrated Public Safety Solutions
- Crime Plan - Next Steps



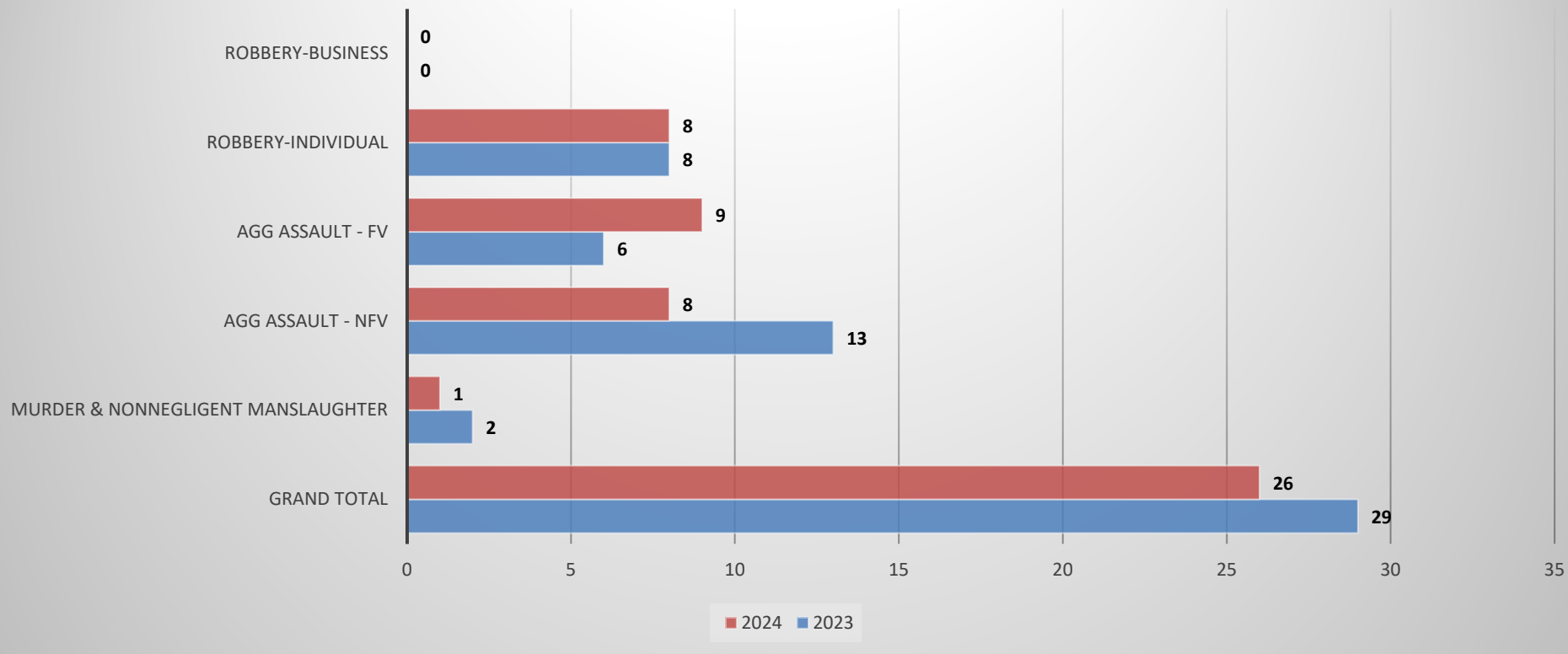
CRIME PLAN IMPACT RESULTS ON VIOLENT CRIME



GRID CRIME BY THE NUMBERS (Incidents)



Grid Comparison – Violent Crime 2023 vs. 2024



Our crime plan is based on the theory that crime is concentrated in small areas throughout the city.

* Phase 14 Grids
* Feb. 2 – Feb. 29

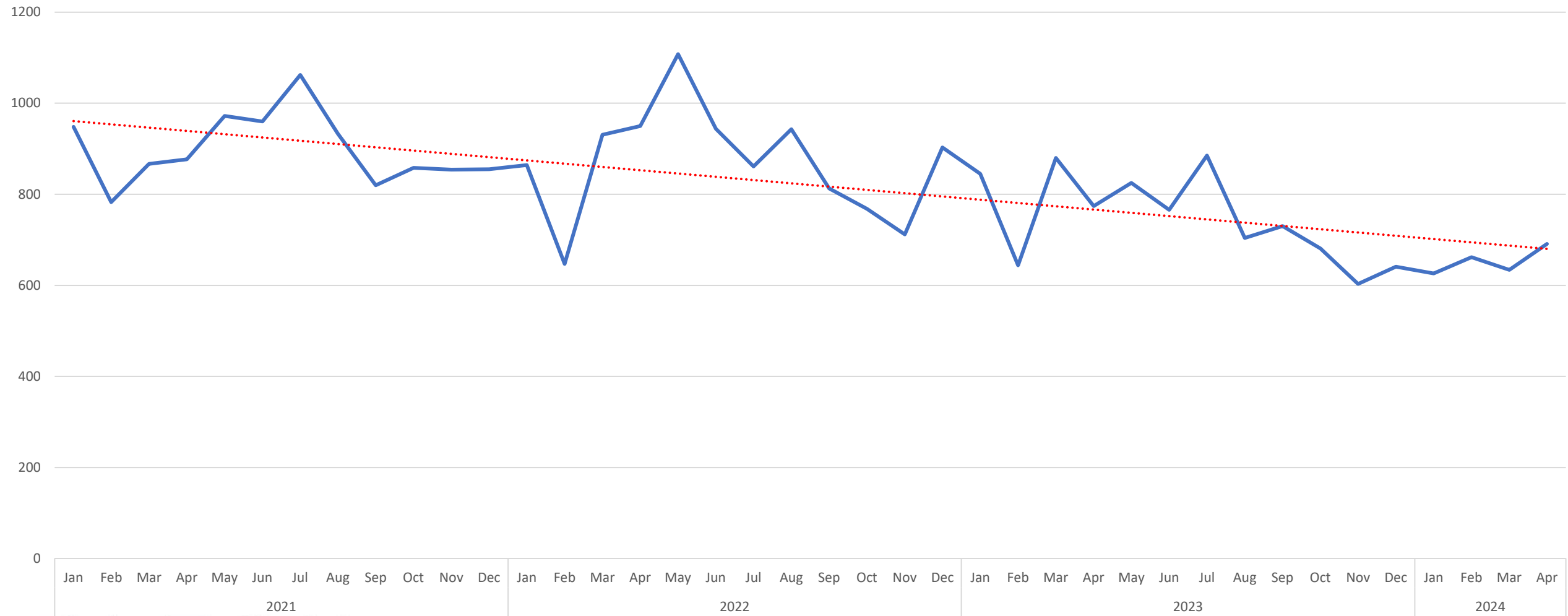
- Red – 2024
- Blue – 2023



THE CRIME TRENDS – CITYWIDE



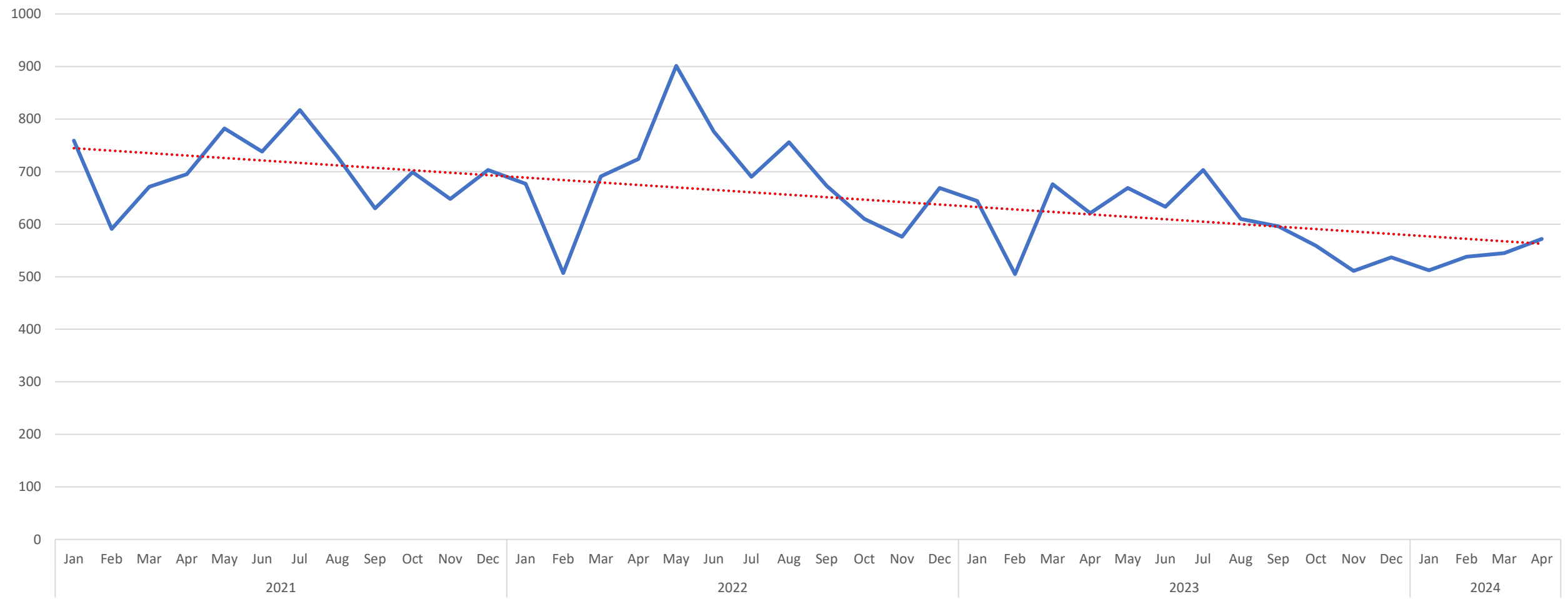
Victim Count
January 1, 2021 through April 30, 2024



THE CRIME TRENDS – CITYWIDE



Incident Count
January 1, 2021 through April 30, 2024



- 2024 Murder Trend
- As of April 30, Murders **-26.60%** (25 Less Victims)
- The Murders involving Family Violence are currently decreased by **-25% YTD**

*Data collected as of April 30, 2024

MURDER VICTIM DEMOGRAPHICS



- **Victim's Race**

- Black 67% (46 Victims)
- Hispanic 26% (18 Victims)
- White 7% (5 Victims)

- **Victim's Sex**

- Male 83% (57 Victims)
- Female 17% (12 Victims)

- **Suspect's Race**

- Black 58%
- Hispanic 10%
- Asian 1%
- Unknown 30%

- **Suspect's Sex**

- Male 66%
- Female 4%
- Unknown 30%





- 2024 Robbery Trend
- Robberies **-2.18%** (16 Less Victims)
- Business Robberies **+36.07%** (44 More Victims)
- Individual Robberies **-9.80%** (60 Less Victims)

*Data collected as of April 30, 2024



AGGRAVATED ASSAULT



- 2024 Aggravated Assault Trend
- Aggravated Assaults **-21.12%** (489 Less Victims)
- Aggravated Assaults FV **-14.80%** (86 Less Victims)
- Aggravated Assaults NFV **-23.24%** (403 Less Victims)

*Data collected as of April 30, 2024



VCPU FOCUSED DETERRENCE



- The Focused Deterrence Program is planning to host their Third Call-In Session aiming for a date in the Summer.
- Working in collaboration with Dallas County Probation and Texas State Pardons and Paroles, we invited more violent offenders (“Clients”) to attend the session.
- Here is the Anticipated Agenda for the Session:
 - Police Chief Eddie Garcia
 - Representative from the Mayor's Office
 - Dallas County District Attorney John Creuzot
 - United States Attorney's Office – Violent Crime Section Chief Keith Robinson
 - CEO & Co-Founder Wes Jurey and Director of Programs John Benson of the South Dallas Employment Project (SDEP)
 - Representative from MetroCare
 - CEO and Executive Director Robert Manley of The Way Back
 - A “Voice of Pain” – Victim of violence sponsored by the “No More Violence Organization”
 - A “Voice of Redemption” – Formerly incarcerated gang member, Mr. Antong Lucky of Urban Specialists.
 - Partners and Criminologists from UTSA
- For the Second Session, 7 Clients have signed up for a total of 57 services.
- We now have a total of 51 Clients that have signed up for 177 services





Crime Prevention Through Environmental Design:

- Improved offense & calls for service counts in all **nine** current Risk Terrain focus areas
- Victims of Gun Crime:
 - High Risk Areas: **-2.3% YTD**
 - Citywide: **-35.7% YTD**
- Completed **126** Crime Prevention Through Environmental Design assessments at properties YTD.





Crime Prevention Unit YTD:

- 1323 Interventions
- 441 Community engagements
- 128 Violations reported
- 126 CPTED recommendations
- 82 After-hours assessments

Outdoor Public Lighting Improvements:

- 42% of streetlights in high-risk areas converted to LED
- -13% nighttime violent crime victims YTD





Public Safety Diversion Programs:

- **50%** of Mental Health Calls for Service staffed by Behavioral Health Team
- **531** responses by CBD Pilot Response Team
- **1303** 911 and Referral responses by Crisis Intervention Team
- **26** Engagements by HART Team

Apartment Communities Initiative:

- **28** multi-family properties are in the Apartment Communities Initiative:
 - South Central RTM – 9
 - Northeast RTM – 7
 - North Central RTM – 4
 - Southeast RTM – 1
 - Northwest RTM – 7



DICE Model

1. Identifying necessary information on site;
2. Conduct preliminary site visits and collect baseline information;
3. Develop intervention activities for relevant stakeholders;
4. Build workplans to track progress and evaluate work;
5. Implement interventions and monitor progress consistently; and
6. Provide recommendations to property owner for sustainment and follow-up on progress.



CRIME PLAN – NEXT STEPS



- Phase 15 Grids – Began on April 2nd
 - Period 15 deployed 60 grids
- Place Network Investigations
 - Begins with a problem-focused investigation designed to uncover, identify, and disrupt the criminal networks that contribute to the violent crime in Dallas.
 - The PNI Board is made up with stakeholder government agencies such as, Office of Integrated Public Solutions, Code Enforcement, and Parks and Recreation. The Board is designed to work together to address crime and it's causes within the crime place network.
 - PNI Executive Board Meeting held with City, Community Partners, and UTSA researchers
- Focused Deterrence
 - We are constantly tracking the progress of our clients along with meeting with current partners and potential future partners.





City of Dallas

Violent Crime Reduction Plan Update

**Public Safety Committee
May 13, 2024**

Jason Scoggins, Major of Police
Violent Crime Planning Unit
Dallas Police Department

Kevin Oden, Director
Integrated Public Safety Solutions
City of Dallas